



Increased Filter Life Means Decreased Maintenance Downtime

Air filter life is directly related to the amount of debris ingested through an engine's air intake. Installing a Sy-Klone Series 9000® Air Precleaner as the first stage of an air intake system prevents the majority of heavier-than-air particles from entering the system. This results in longer air filter life, more efficient engine performance and decreased maintenance expenses.



www.sy-klone.com

Try our **ONLINE SAVINGS CALCULATOR**

See how much money you can save, then email the results

Easy to use - enter your own usage and cost data, and the Series 9000 Online Savings Calculator will estimate your annual savings. Enter the cost of installation and calculate how many months it will take to pay for itself.



1-800-351-8265

Air Flow Range: Nine models in sizes from 2" to 8" range from 10 - 1,400 CFM (0.28 - 39.64 m3/m) and much higher with multiple-unit installations; contact SyKlone for details

Mounting & Equipment Types: Mounts on all vertical and horizontal air cleaner housings, on all machines, replacing tube body systems or internal precleaners.

Maintenance: Self-cleaning and maintenance-free

Recommended Uses: Off-road conditions, construction, mining, forestry, landfills, farming, military, and more.

Debris Types: Expels all types of mixed debris, including mud, snow, rain, leaves, sawdust, chaff, and dust. Heavier debris requires additional heavy debris screen, and Ag Screen is extremely effective against chaff.

**Visit our website
and use the
Sizing Wizard
to help with your model and
installation kit selection.
Don't see your machine listed?
CALL US, we can fit!**



How it works:

Step 1:

Air enters the underside of the dome through screened louvers. This prevents clogging by blocking any particles larger than the ejection slot from entering the unit.

Step 2:

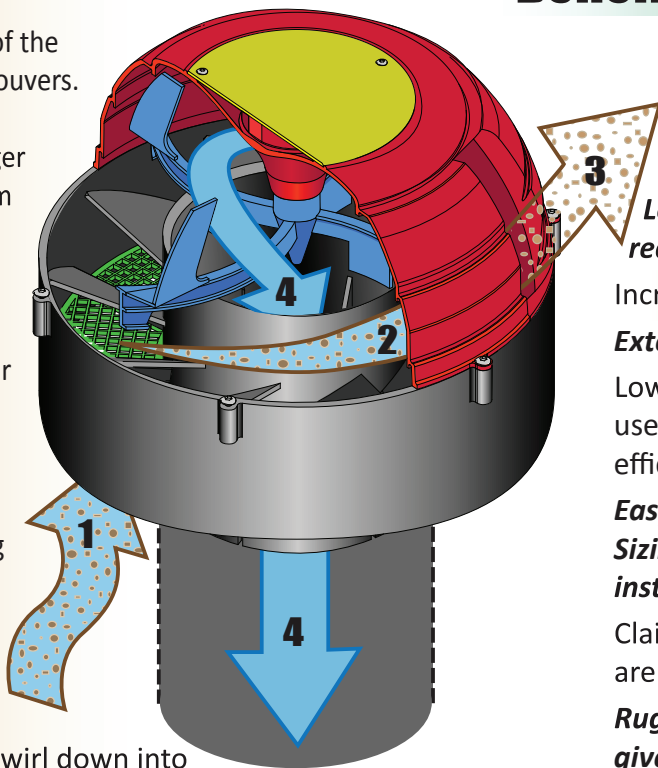
Curved particle-accelerator blades slam air and dirt up against the sidewall

Step 3:

Strakes (angled fins) along the interior surface move heavier-than-air debris towards the ejection slot

Step 4:

Clean air continues to swirl down into the engine air inlet pipe



Benefits:

Extends air filter life

Handles all kinds of mixed debris, Including mud, snow, rain, leaves, sawdust, chaff, and dust

Lowers cost per operating hour by reducing parts, labor, and downtime

Increases uptime

Extends engine life


Lowers air restriction, which increases useable horsepower and improves fuel efficiency

Easy to install - just check our website Sizing Wizard to see which model and installation kit are best for your machine

Claims against our limited lifetime warranty are practically non-existent


Rugged engineered polymer construction gives you the strength of steel (without the corrosion) at the cost of plastic

We leave our competition in the DUST... literally!



Dust Ejector:

Tubes can clog, disabling the precleaner. Less effective on mixed debris. Tubes can melt due to exhaust gas. Not accessible for inspection or cleaning.



Dust Bowl:

Can crack. Can rust. Can cloud, leading to inability to service. Requires dumping, and shortens filter life when full. Not effective on mixed debris.



Internal Precleaner:

The valve can tear, crack, remain open, or fall off, causing precleaner failure and shortened air filter life. Often painted in the open position, disabling function. If dump valve is off or not working, debris can be sucked in through the dump valve port.

**INGESTIVE
precleaners mean
INCREASED
maintenance!**

**Sy-Klone *EJECTIVE* precleaners
mean *DECREASED* maintenance!**



Registered to
ISO 9001:2008

Sy-Klone Dealer:



CLIMATRANS INC.

www.climatrans.com
Eastern Canada